

## AHEB Series I/O Expansion Board

- Scalable
- Supervised Inputs
- Advanced Elevator Control Functions
- Certified OSDP Communication



### Key Features

#### Advanced Security

AHEB I/O expansion boards can communicate with AHSC-1000 or AHDU series controllers through OSDP V2.2 over RS-485. The communication is secured with AES128 encryption. Enhanced encryption levels are provided by an additional crypto chip (Certified EAL6+ standard), offering dedicated storage and cryptographic functionality for all Armatura controllers and expansion boards.

#### Innovative System Management Hierarchy

The AHEB series I/O expansion board can be monitored and updated through encrypted RS-485 communication by the AHSC-1000 and AHDU controller series onboard webserver. It supports communication with the Armatura One security system and will soon support Cielo365 as well, using the AHSC-1000 and AHDU Series controller.

#### Scalability

The AHEB series supports up to 388 inputs or 196 outputs when used with a single AHDU controller. In a combination of AHSC-1000 and AHDU series controllers, it can ultimately handle up to 12,801 inputs or outputs. All communications are securely protected by AES128 encryption.

#### Supervised Inputs

The AHEB I/O expansion board series is equipped with 4 state-supervised inputs, designed to mitigate short-circuit attacks effectively. These inputs can detect abnormal changes, even as low as 5% Ohms in the circuits, and efficiently filter out all potential attacks. Isolated microchips independently manage REX inputs and dedicated fire alarm inputs, ensuring their uninterrupted functionality even under extreme situations.

#### Elevator Control Mode

The AHEB series of expansion boards enhances building control systems with configurable relay ports that can be adapted as inputs or outputs to meet diverse operational needs. While all boards in the series ensure seamless and secure integration via OSDP over RS-485, the AHEB-1616 model distinctively supports advanced elevator control functions. This includes automatic floor selection and Floor Selection History Logging, capabilities exclusive to the AHEB-1616, making it ideal for complex, multi-story elevator management in larger buildings.

#### 3rd Party Integration

The AHEB series supports various inputs and outputs, making it suitable for a wide range of security devices. The Armatura One system offers a RESTful API for seamless integration with 3rd Party Software.


#### Universal Voltage

Supports 12 to 24Vdc inputs making it the ideal choice for universal deployment, eliminating the need for additional power adaptors.


#### Programmable Input States with Time Zone Management

The AHEB series offers supervised and programmable input states, including In-Active, Active, Short, and Open. Users can easily configure these input states and input time through the Armatura One security platform.


### Dimensions of Expansion Board



AHEB-0808



AHEB-1602



AHEB-1616

| General Information |  |   |   |
|---------------------|--|---|---|
|                     | AHEB-0808  | AHEB-1602   | AHEB-1616   |
| Primary Power       | 12 - 24 VDC $\pm$ 20%, 550 mA maximum  |   |   |
| On-Board Firmware   | Dual Function Firmware for Access Control Mode & Elevator Control Mode<br>(Automatic Operation Mode Swapping According to AHSC-1000 / AHDU Series Controller Settings)   |   |   |
| RS-485 Connectivity | Input: RS-485 standard / OSDP V2.2<br>(Dedicated for AHSC-1000/ AHDU series controller communication)<br>Output: RS-485 standard / OSDP V2.2<br>(Dedicated for AHEB series I/O expansion board communication)                |   |   |
| Number of Ports     | 1*RS-485<br>8*supervised input (AUX IN)<br>8*relay output (AUX OUT)<br>1* power Input (PWR IN)<br>1*power output (PWR OUT)<br>1*power detection (AC Fail)<br>1* backup battery detection (BAT Fail)<br>1*tamper input (TMPR) | 1*RS-485<br>16*supervised input (AUX IN)<br>2*relay output (AUX OUT)<br>1* power Input (PWR IN)<br>1*power output (PWR OUT)<br>1*power detection (AC Fail)<br>1* backup battery detection (BAT Fail)<br>1*tamper input (TMPR) | 1*RS-485<br>16*configurable I/O ports (AUX IN/OUT)<br>1* power Input (PWR IN)<br>1*power output (PWR OUT)<br>1*power detection (AC Fail)<br>1* backup battery detection (BAT Fail)<br>1*tamper input (TMPR)<br>1*Reset BUTTON |
| Inputs              | 8 inputs<br>4 state supervision, resistor values (5% tolerance),<br>Normally open contact: use 1.2k, 2.2k, 4.7k or 10k<br>Normally closed contact: use 1.2k, 2.2k, 4.7k or 10k   | 16 inputs<br>4 state supervision, resistor values (5% tolerance),<br>Normally open contact: use 1.2k, 2.2k, 4.7k or 10k<br>Normally closed contact: use 1.2k, 2.2k, 4.7k or 10k   | Max.16 inputs (Configurable)<br>4 state supervision, resistor values (5% tolerance),<br>Normally open contact: use 1.2k, 2.2k, 4.7k or 10k<br>Normally closed contact: use 1.2k, 2.2k, 4.7k or 10k                            |
| Outputs             | 8 relays<br>8* Form-C with dry contacts  | 2 relays<br>2* Form-C with dry contacts   | Max.16 relays (Configurable)<br>16* Form-C with dry contacts"   |

| AHSC/ AHDU Interface (Access Control Mode and Elevator Control Mode) |  |           |   |
|--|--|-----------|---|
|  | AHEB-0808  | AHEB-1602 | AHEB-1616   |
| RS-485 Protocol  | AES-128, OSDP V2 Secure Channel  |           |   |
| OSDP Mode  | 9600-115200 bps, OSDP V2.2, asynchronous, half-duplex, 1 start bit, 8 data bits, and 1 stop bit.   |           |   |
| Max. Supported Floor<br>(Elevator Control Mode)                      | Max.128 floors Management, Upon Combination<br>Suggested Configuration:<br>1pcs of AHDU-1260 Controller with 8pcs*AHEB-1616 (direct connection through Armatura RS-485 connection)<br>Note: All the Relay Ports (exclude the Fire Alarm Port) of AHSC-1000 & AHDU Series Controller Can be Utilized for Floor Management |           |   |
| Advanced Elevator<br>Control Functions                               | N/A  | N/A       | YES<br>Support: Automatic Floor Selection,<br>Floor Selection History Logging |
| General Elevator<br>Control Functions                                | YES  |           |   |
| Data Inputs  | OSDP standards supported. Maximum cable length: 3937ft. (1200m)  |           |   |

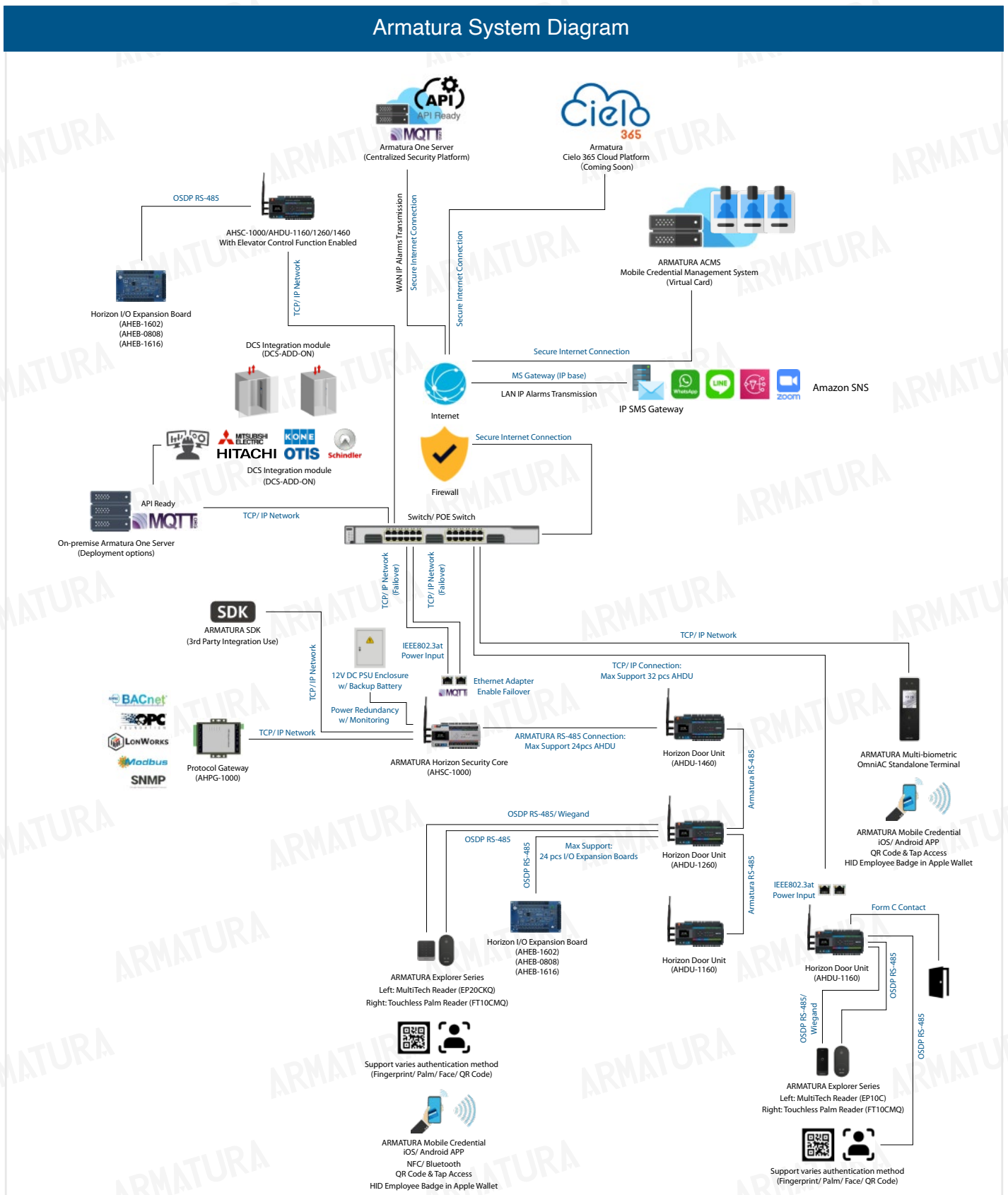
| Cable Requirement |   |           |           |
|-------------------|---|-----------|-----------|
|                   | AHEB-0808   | AHEB-1602 | AHEB-1616 |
| Power & Relays    | 12 - 24 VDC ± 20%, 550 mA maximum   |           |           |
| RS-485 Port       | One twisted pair with drain wire and shield, 120 ohm resistance, 22-18 AWG,<br>Maximum cable length: 3937ft (1200m) |           |           |

| Mechanical |   |                |                |
|------------|---|----------------|----------------|
|            | AHEB-0808                                     | AHEB-1602      | AHEB-1616      |
| Dimensions | 7.6" W x 4.6" L x 0.7" H (193 x 116 x 17.5mm) |                |                |
| Weight     | 162g (5.71oz)                                 | 130.5g (4.6oz) | 224.5g (7.9oz) |
| Mounting   | Wall Mount                                    |                |                |

| Environmental    |  |           |           |
|------------------|--|-----------|-----------|
|                  | AHEB-0808  | AHEB-1602 | AHEB-1616 |
| Temperature      | -4°F~131°F (-20°C~55°C) , Operating & Storage              |           |           |
| Humidity         | 0-95% RHNC   |           |           |
| Certification(s) | CE, FCC, RoHS, UL294, IEC EN/ BS EN 60839 Grade 4          |           |           |
| Security Rating  | Data Storage Encrypted with Certified EAL6+ Crypto Chipset |           |           |

| Software Interface |                              |           |           |
|--------------------|------------------------------|-----------|-----------|
|                    | AHEB-0808                    | AHEB-1602 | AHEB-1616 |
| Supported Software | Armatura One Security System |           |           |

## Armatura System Diagram





Address: 190 Bluegrass Valley Parkway, Alpharetta, GA 30005  
Phone: + 1 (470) 816-1970  
Email: [sales@armatura.us](mailto:sales@armatura.us)  
Website: [www.armatura.us](http://www.armatura.us)  
Copyright © 2025 Armatura LLC @ ARMATURA, the ARMATURA logo, are trademarks of Armatura